

ATLANTIC



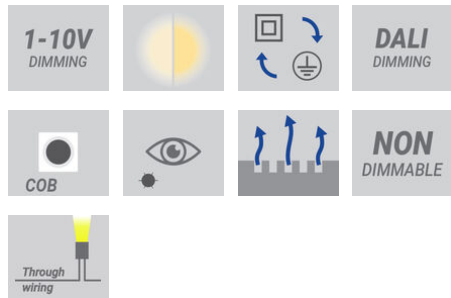
Classic urban neighborhood pendant luminaire family. Timeless lines coupled with the unparalleled build quality, flexibility and performance.



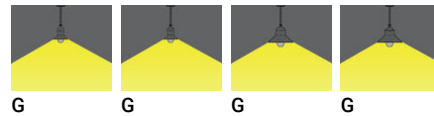
Luminaire Structure

- Painted galvanised steel pendant rod
- Die-cast aluminium housing
- Pre-treated before powder coating ensuring high corrosion resistance
- Two cable entries for through wiring
- Stainless steel fasteners in grade 304 with zinc flake coating (ZFC)
- Durable silicone rubber gasket
- Opal toughened glass diffuser
- Integral control gear


Feature




Optic



Product colour



Special finishes upon request




ATLANTIC

Technical information

	Model number	Light source	Power	Lumen	Optic	CCT / CRI	Dimming type	Weight
Straight shade - Cone top								
ATLANTIC 13	AA-95016-2-2	1 COB	41 W	2601 - 2632 lm	G [134°]	3000K CRI80, 4000K CRI80	On/Off, 1-10V, DALI	9.2 kg
Straight shade - Dome top								
ATLANTIC 13	AA-95016-2-1	1 COB	41 W	2601 - 2632 lm	G [134°]	3000K CRI80, 4000K CRI80	On/Off, 1-10V, DALI	9.2 kg
Swept shade - Cone top								
ATLANTIC 13	AA-95016-1-2	1 COB	41 W	2449 - 2479 lm	G [134°]	3000K CRI80, 4000K CRI80	On/Off, 1-10V, DALI	9.2 kg
Swept shade - Dome top								
ATLANTIC 13	AA-95016-1-1	1 COB	41 W	2449 - 2479 lm	G [134°]	3000K CRI80, 4000K CRI80	On/Off, 1-10V, DALI	9.2 kg

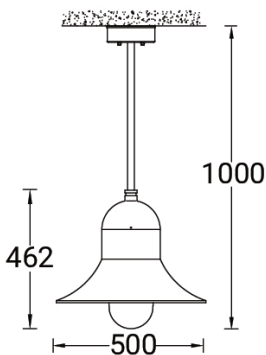
Accessories



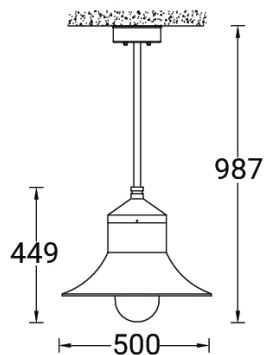
DALI Control System
Control-DALI

AA-95016-1-1	•
AA-95016-1-2	•
AA-95016-2-1	•
AA-95016-2-2	•

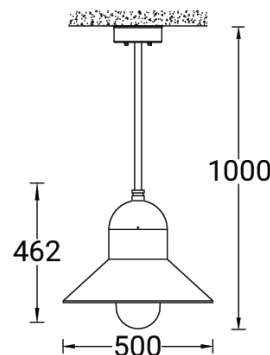
AA-95016-1-1



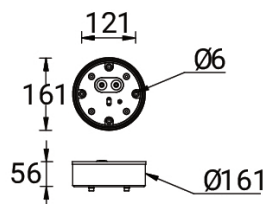
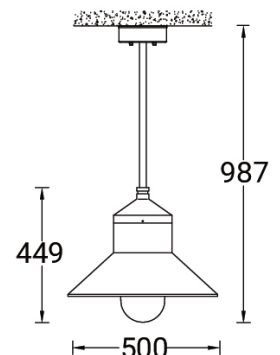
AA-95016-1-2




AA-95016-2-1



AA-95016-2-2



ATLANTIC



ATLANTIC
Surface facade luminaires

Classic urban neighbourhood wall-mounted luminaire family. Timeless lines coupled with unparalleled build quality, flexibility and performance.

<https://www.ligman.com/atlantic-surface-facade-luminaires-at-su3/>



ATLANTIC
Shepherd's crook surface wall luminaires

Classic urban neighbourhood wall-mounted luminaire family. Timeless lines coupled with unparalleled build quality, flexibility and performance.

<https://www.ligman.com/atlantic-shepherds-crook-surface-wall-luminaires-atl-su3/>



ATLANTIC
Bollards

Classic urban neighborhood bollard luminaire family. Timeless lines coupled with unparalleled build quality, flexibility and performance.

<https://www.ligman.com/atlantic-bollards-at-bo3/>



ATLANTIC
Shepherd's crook post top luminaires

Classic urban neighbourhood post top luminaire family. Timeless lines coupled with unparalleled build quality, flexibility and performance.

<https://www.ligman.com/atlantic-shepherds-crook-post-top-luminaires-at-po3/>



ATLANTIC
Post top luminaires

Classic urban neighbourhood post top luminaire family. Timeless lines coupled with unparalleled build quality, flexibility and performance.

<https://www.ligman.com/atlantic-post-top-luminaires-atl-po3/>



ATLANTIC
Shepherd's crook large post top

Classic urban neighbourhood post top luminaire family. Timeless lines coupled with unparalleled build quality, flexibility and performance.

<https://www.ligman.com/atlantic-shepherds-crook-large-post-top-atla-po3/>