

CONCORD



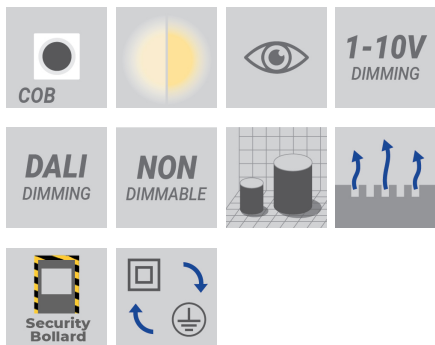
Shielded classic bollard luminaire.
Completely shielded simple lines, a modern twist on the characteristic cannon bollard form.



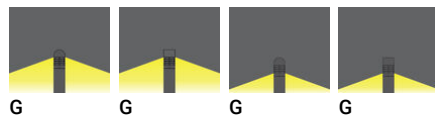
Luminaire Structure

- Die-cast aluminium housing
- Extruded aluminium column
- Pre-treated before powder coating ensuring high corrosion resistance
- Single cable entry
- Stainless steel fasteners in grade 304 with zinc flake coating (ZFC)
- Durable silicone rubber gasket
- Opal toughened glass
- Integral control gear


Feature




Optic



Product colour



Special finishes upon request







CONCORD

Technical information

	Model number	Light source	Power	Lumen	Optic	CCT / CRI	Dimming type	Weight
Ø160 - 1024 mm - Flat top								
CONCORD 2	CN-10246-2	1 COB	41 W	922 - 927 lm	G [137°x 114°]	3000K CRI80, 4000K CRI80	On/Off, 1-10V, DALI	8.5 kg
Ø160 - 1024 mm - Flat top - With integrated security core (Anti-traffic)								
CONCORD 2	CN-10246-2-SB	1 COB	41 W	922 - 927 lm	G [137°x 114°]	3000K CRI80, 4000K CRI80	On/Off, 1-10V, DALI	34.5 kg
Ø160 - 1045 mm - Dome top								
CONCORD 2	CN-10246-1	1 COB	41 W	922 - 927 lm	G [137°x 114°]	3000K CRI80, 4000K CRI80	On/Off, 1-10V, DALI	8.5 kg
Ø160 - 1045 mm - Dome top - With integrated security core (Anti-traffic)								
CONCORD 2	CN-10246-1-SB	1 COB	41 W	922 - 927 lm	G [137°x 114°]	3000K CRI80, 4000K CRI80	On/Off, 1-10V, DALI	34.5 kg
Ø160 - 447 mm - Flat top								
CONCORD 3	CN-70156-2	1 COB	41 W	922 - 927 lm	G [137°x 114°]	3000K CRI80, 4000K CRI80	On/Off, 1-10V, DALI	5.9 kg
Ø160 - 468 mm - Dome top								
CONCORD 3	CN-70156-1	1 COB	41 W	922 - 927 lm	G [137°x 114°]	3000K CRI80, 4000K CRI80	On/Off, 1-10V, DALI	5.9 kg
Ø160 - 719 mm - Flat top								
CONCORD 1	CN-10236-2	1 COB	41 W	922 - 927 lm	G [137°x 114°]	3000K CRI80, 4000K CRI80	On/Off, 1-10V, DALI	7.1 kg
Ø160 - 719 mm - Flat top - With integrated security core (Anti-traffic)								
CONCORD 1	CN-10236-2-SB	1 COB	41 W	922 - 927 lm	G [137°x 114°]	3000K CRI80, 4000K CRI80	On/Off, 1-10V, DALI	26.8 kg
Ø160 - 740 mm - Dome top								
CONCORD 1	CN-10236-1	1 COB	41 W	922 - 927 lm	G [137°x 114°]	3000K CRI80, 4000K CRI80	On/Off, 1-10V, DALI	7.1 kg
Ø160 - 740 mm - Dome top - With integrated security core (Anti-traffic)								
CONCORD 1	CN-10236-1-SB	1 COB	41 W	922 - 927 lm	G [137°x 114°]	3000K CRI80, 4000K CRI80	On/Off, 1-10V, DALI	26.8 kg

Accessory

	 Anchor bolt A10291	 Root mount kit A15491	 DALI Control System Control-DALI	 Power connection box (IP65) modification upon request POWER-BOX-IP65
CN-10236-1	•	•	•	
CN-10236-1-SB			•	
CN-10236-2	•	•	•	
CN-10236-2-SB			•	
CN-10246-1	•	•	•	•
CN-10246-1-SB			•	•
CN-10246-2	•	•	•	•
CN-10246-2-SB			•	•
CN-70156-1	•	•	•	

We reserve the right to make technical and design changes.

07:16, 07-04-2026

<https://www.ligman.com/concord-bollards-con-bo3/>

THAILAND
 LIGMAN Lighting Co.,Ltd.
 17/2 Moo 4, Monthong, Bang Nam Prio, 24150 Chachoengsao - Thailand
info@ligman.com

CONCORD

CN-70156-2

