


JET



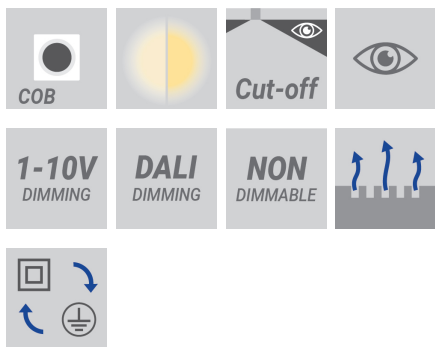
Rectangular form light column downlight.
High performance, high output and numerous options ensure JET can be configured for any application.



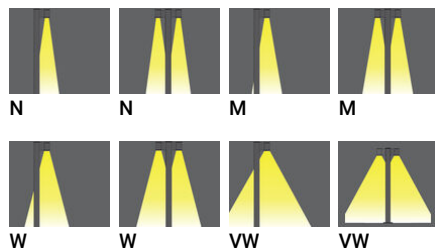
Luminaire Structure

- Die-cast aluminium housing
- Pre-treated before powder coating ensuring high corrosion resistance
- Extruded aluminium column
- Stainless steel fasteners in grade 304 with zinc flake coating (ZFC)
- Durable silicone rubber gasket
- Clear toughened glass
- High-efficiency optical reflector
- Maximum wind load resistance is 140 km/h
- Available without pole upon request


Feature




Optic



Product colour





Special finishes upon request






JET

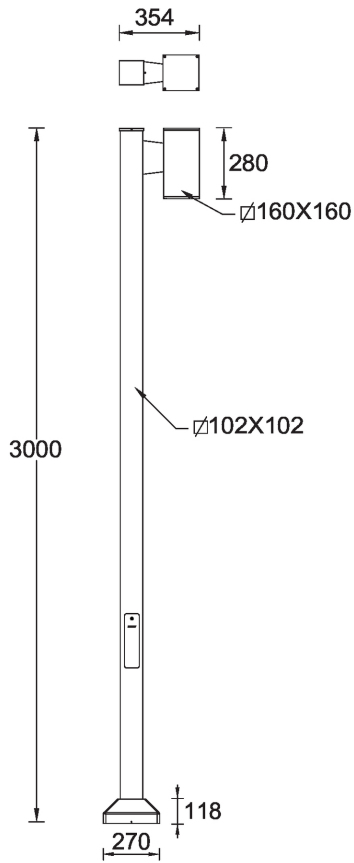
Technical information

	Model number	Light source	Power	Lumen	Optic	CCT / CRI	Dimming type	Weight
1 side - Supplied with specific 3 m square, straight aluminium pole: APC130102-JE-20001								
JET 49	JE-20001	1 COB	35 W	3336 - 4094 lm	N [16°], M [26°], W [42°], VW [59°]	2700K CRI80, 3000K CRI80, 4000K CRI80	On/Off, 1-10V, DALI	19.3 kg 
2 sides - Supplied with specific 3 m square, straight aluminium pole: APC230102-JE-20002								
JET 50	JE-20002	2 x 1 COB	70 W	6672 - 8188 lm	N [16°], M [26°], W [42°], VW [59°]	2700K CRI80, 3000K CRI80, 4000K CRI80	On/Off, 1-10V, DALI	19.3 kg 

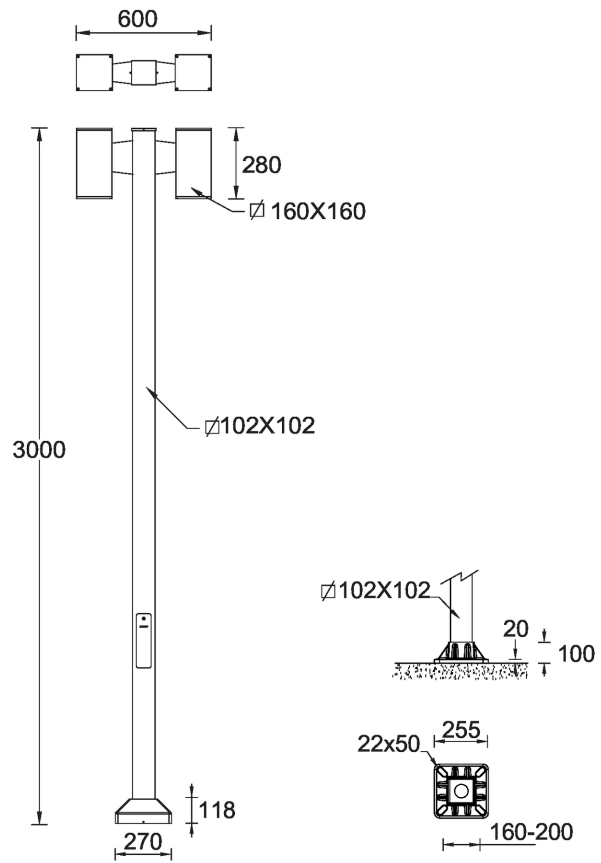
Accessory

	 Root mount kit A20491	 Circuit breaker box IP44 A21291	 DALI Control System Control-DALI
JE-20001	•	•	•
JE-20002	•	•	•

JE-20001



JE-20002



JET



JET
Surface exterior downlights

Cylindrical or rectangular form surface ceiling-mounted downlight. High performance, high output and numerous options ensure JET can be configured for any application.

<https://www.ligman.com/jet-surface-exterior-downlights-je-ce3/>



JET
Surface facade luminaires

Cylindrical or rectangular form surface wall-mounted downlight. High performance, high output and numerous options ensure JET can be configured for any application.

<https://www.ligman.com/jet-surface-facade-luminaires-je-su3/>



JET
Pendant luminaires

Cylindrical or rectangular form pendant downlight. High performance, high output and numerous options ensure JET can be configured for any application.

<https://www.ligman.com/jet-pendant-luminaires-je-pe3/>



JET
Bollards

High performance, high output and numerous options ensure JET can be configured for any application. Sleek shallow heads for single or double-sided exceptional optical performance and minimal footprint.

<https://www.ligman.com/jet-bollards-je-bo3/>