

**LBX**




Contemporary way finding fixture for glare free visual comfort. Sophisticated design, with minimal footprint and available with optional surrounds and supply solutions.



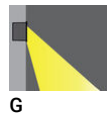
**Luminaire Structure**

- Die-cast aluminium housing
- Pre-treated before powder coating ensuring high corrosion resistance
- Single cable entry
- Stainless steel fasteners in grade 304 with zinc flake coating (ZFC)
- Durable silicone rubber gasket
- Clear toughened glass
- Integral control gear for LB-40436
- Remote driver is not included for constant current (CC) products
- Remote driver is not included for constant voltage (CV) products
- Recessing box is included


**Feature**




**Optic**



**Product colour**






**Special finishes upon request**













**LBX**

**Technical information**

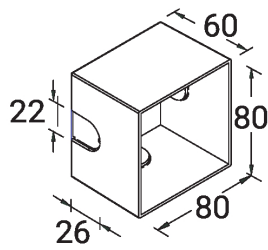
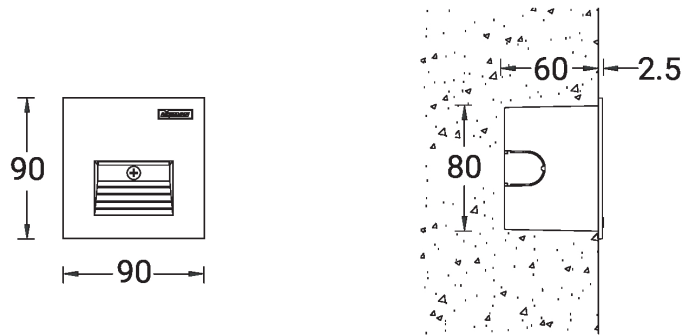
	Model number	Light source	Power	Lumen	Optic	CCT / CRI	Dimming type	Weight	
<b>Integral control gear - With recessing box - Class I</b>									
LBX 1	<b>LB-40436</b>	1 LED	4 W	39 lm	G [34° x 68°]	3000K CRI80, 4000K CRI80	On/Off	0.3 kg	
<b>Without remote driver - With recessing box - Constant current (CC) 500 mA - Class III</b>									
LBX 2	<b>LB-40438</b>	1 LED	2 W	39 lm	G [34° x 68°]	3000K CRI80, 4000K CRI80	On/Off	0.3 kg	
<b>Without remote driver - With recessing box - Constant voltage (CV) 24 V - Class III</b>									
LBX 2	<b>LB-40437</b>	1 LED	2 W	39 lm	G [34° x 68°]	3000K CRI80, 4000K CRI80	On/Off	0.3 kg	

**Accessory**

						
Driver (CC) - On/Off - 20 W - IP20 - 700 mA max <b>A32691-ND</b>	Driver (CV) - On/Off - 36 W - IP67 - 24 V <b>A34491-ND</b>	Driver (CV) - On/Off - 60 W - IP67 - 24 V <b>A34591-ND</b>	Driver (CV) - On/Off - 100 W - IP67 - 24 V <b>A34791-ND</b>	Driver (CV) - On/Off - 150 W - IP67 - 24 V <b>A34891-ND</b>	Driver (CV) - On/Off - 200 W - IP67 - 24 V <b>A34991-ND</b>	Driver (CV) - On/Off - 350 W - IP67 - 24 V <b>A35091-ND</b>
LB-40436						
LB-40437						
LB-40438						

		
Driver (CC) - DALI - 10 W - IP20 - 700 mA max <b>A35191-DA</b>	Driver (CC) - 1-10V - 10 W - IP20 - 700 mA max <b>A35191-DI</b>	Remote box IP65 <b>A80191</b>
LB-40436		
LB-40437		
LB-40438		

LB-40436, LB-40437, LB-40438



**LBX**

---

LBX  
**Bollards**

---

Contemporary wayfaring finding fixture for glare free visual comfort. Sophisticated design that looks beautiful in both daytime and nighttime.

<https://www.ligman.com/lbx-bollards-lb-bo3/>