

PATCHI



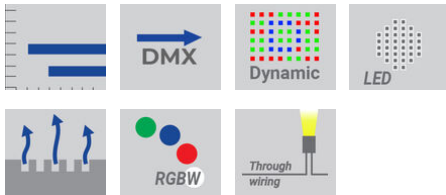
Ultra-slim performance linear profile for close mounting wall grazing and dynamic applications.



Luminaire Structure

- Aluminium anodised housing
- Spring snap-on mounting bracket, easy installing and aiming
- Two cable entries for through wiring
- Opal PMMA curved diffuser
- Remote driver is not included
- Uniform light distribution with uninterrupted end-to-end mounting.
- $\geq 90^\circ$ viewing angle
- 24 VDC input, DMX512 address with stable signal

Feature



Optic







EW

Product colour








05 - Matt Silver
(RAL 9006)

PATCHI

Technical information

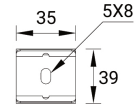
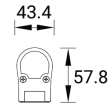
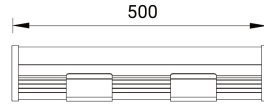
	Model number	Light source	Power	Lumen	Optic	CCT / CRI	Dimming type	Weight	
Without remote driver - Constant voltage (CV) 24 V - Class III - RGBW dynamic programming - 32 addresses/channels - 43.4x57.8 mm - 1000 mm									
PATCHI 1	PAT-30011	48 LED	13 W	381 - 388 lm	EW [130°]	RGBW30, RGBW40	DMX	0.8 kg	
Without remote driver - Constant voltage (CV) 24 V - RGBW dynamic programming - 16 addresses/channels - 28x42.9 mm - 500 mm									
PATCHI 2	PAT-30021	24 LED	6 W	194 - 197 lm	EW [130°]	RGBW30, RGBW40	DMX	0.3 kg	
Without remote driver - Constant voltage (CV) 24 V - RGBW dynamic programming - 16 addresses/channels - 43.4x57.8 mm - 500 mm									
PATCHI 1	PAT-30001	24 LED	6 W	21 lm	EW [90°]	RGBW40	DMX	0.4 kg	
Without remote driver - Constant voltage (CV) 24 V - RGBW dynamic programming - 32 addresses/channels - 28x42.9 mm - 1000 mm									
PATCHI 2	PAT-30031	48 LED	13 W	195 - 198 lm	EW [115°]	RGBW30, RGBW40	DMX	0.6 kg	

Accessories

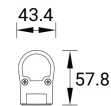
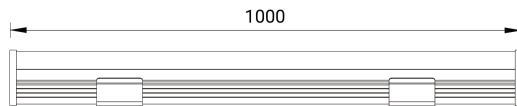
	 Driver (CV) - On/Off - 36 W - IP67 - 24 V A34491-ND	 Driver (CV) - On/Off - 60 W - IP67 - 24 V A34591-ND	 Driver (CV) - On/Off - 100 W - IP67 - 24 V A34791-ND	 Driver (CV) - On/Off - 150 W - IP67 - 24 V A34891-ND	 Driver (CV) - On/Off - 200 W - IP67 - 24 V A34991-ND	 Driver (CV) - On/Off - 350 W - IP67 - 24 V A35091-ND	 DMX Control System Control-DMX
PAT-30001	•	•	•	•	•	•	•
PAT-30011	•	•	•	•	•	•	•
PAT-30021	•	•	•	•	•	•	•
PAT-30031	•	•	•	•	•	•	•

PATCHI

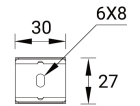
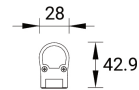
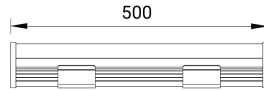
PAT-30001



PAT-30011



PAT-30021



PAT-30031

