

PITTSFIELD



Linear suspended, recessed and surface ambient lighting. Expansive and elegant portfolio of rectilinear workplace lighting fixtures.




Luminaire Structure

- Extruded aluminium bended profile with powder coating
- Stainless steel fasteners in grade 316
- Stainless steel, adjustable, suspension (1.5 m) complete with electrical wires in white for mounting

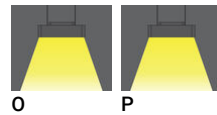
- PMMA diffuser with Opal (UGR <19) and micro prismatic (UGR <13) options for better glare control
- Up and down light distribution options
- Passive thermal management
- Integral control gear
- Wireless control available through Bluetooth connection
- Daylight and occupancy sensor options

- Emergency module (1 or 3 hours) is available upon request with 3 options (BASIC, SELF-TEST, PRO-DALI)

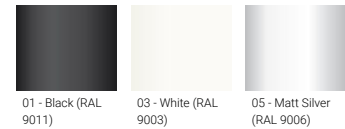
Feature




Optic



Product colour



Special finishes upon request



PITTSFIELD

Technical information








	Model number	Light source	Power	Lumen	Optic	CCT / CRI	Dimming type	Weight	
Down (Optic) & Up (Optic 2nd) - 1060 mm									
PITTSFIELD 4	PIT-90111	432 & 240 LED	57 W	5392 - 5921 lm	O [107°], P [93°]	3000K CRI80, 4000K CRI80	On/Off, 1-10V, DALI	5.2 kg	
PITTSFIELD 4	PIT-90112	432 & 240 LED	83 W	9054 - 9849 lm	O [108°], P [93°]	3000K CRI80, 4000K CRI80	On/Off, 1-10V, DALI	5.2 kg	
Down (Optic) & Up (Optic 2nd) - 1060 mm - TW									
PITTSFIELD 4	PIT-90113	864 & 480 LED	84 W	5231 lm	O [107°], P [93°]	TW (2700K - 6500K)	DALI	5.2 kg	
Down (Optic) & Up (Optic 2nd) - 1060 mm- RGBW									
PITTSFIELD 4	PIT-90114	1728 & 960 LED	84 W	1831 lm	O [Opal], P [Micro-prismatic]	RGBW40	Bluetooth	5.2 kg	
Down (Optic) & Up (Optic 2nd) - 1060 mm- RGBW DMX									
PITTSFIELD 4	PIT-90115	1728 & 960 LED	84 W	1831 lm	O [107°], P [93°]	RGBW30, RGBW40	DMX, DMX/RDM	5.2 kg	
Down (Optic) & Up (Optic 2nd) - 1390 mm									
PITTSFIELD 4	PIT-90121	576 & 336 LED	90 W	8780 - 9702 lm	O [107°], P [93°]	3000K CRI80, 4000K CRI80	On/Off, 1-10V, DALI	6.4 kg	
PITTSFIELD 4	PIT-90122	576 & 336 LED	90 W	10195 - 11447 lm	O [107°], P [93°]	3000K CRI80, 4000K CRI80	On/Off, 1-10V, DALI	6.4 kg	
Down (Optic) & Up (Optic 2nd) - 1390 mm - RGBW Bluetooth									
PITTSFIELD 4	PIT-90124	2304 & 1344 LED	114 W	3388 lm	O [107°], P [93°]	RGBW30, RGBW40	Bluetooth	6.4 kg	
Down (Optic) & Up (Optic 2nd) - 1390 mm - RGBW DMX									
PITTSFIELD 4	PIT-90125	2304 & 1344 LED	114 W	3388 lm	O [107°], P [93°]	RGBW30, RGBW40	DMX, DMX/RDM	6.4 kg	
Down (Optic) & Up (Optic 2nd) - 1390 mm - TW									
PITTSFIELD 4	PIT-90123	1152 & 672 LED	87 W	9679 lm	O [107°], P [93°]	TW (2700K - 6500K)	DALI	6.4 kg	
Down (Optic) & Up (Optic 2nd) - 720 mm									
PITTSFIELD 4	PIT-90101	288 & 168 LED	48 W	4017 - 5836 lm	O [107°], P [93°]	3000K CRI80, 4000K CRI80	On/Off, 1-10V, DALI	3.7 kg	
PITTSFIELD 4	PIT-90102	288 & 168 LED	47 W	4958 - 6922 lm	O [107°], P [93°]	3000K CRI80, 4000K CRI80	On/Off, 1-10V, DALI	3.7 kg	
Down (Optic) & Up (Optic 2nd) - 720 mm - RGBW DMX									
PITTSFIELD 4	PIT-90105	1152 & 672 LED	67 W	1234 lm	O [107°], P [93°]	RGBW30, RGBW40	DMX, DMX/RDM	3.7 kg	
Down (Optic) & Up (Optic 2nd) - 720 mm - RGBW									
PITTSFIELD 4	PIT-90104	1152 & 672 LED	67 W	1234 lm	O [107°], P [93°]	RGBW40	Bluetooth	3.7 kg	
Down (Optic) & Up (Optic 2nd) - 720 mm - TW									
PITTSFIELD 4	PIT-90103	576 & 336 LED	45 W	3550 lm	O [107°], P [93°]	TW (2700K - 6500K)	DALI	3.7 kg	








PITTSFIELD

Down - 1060 mm									
PITTSFIELD 4	PIT-90012	432 LED	38 W	4102 - 4671 lm	O [Opal], P [Micro-prismatic]	3000K CRI80, 4000K CRI80	On/Off, 1-10V, DALI	5.2 kg	
Down - 1060 mm - TW									
PITTSFIELD 4	PIT-90013	864 LED	43 W	5444 lm	O, P	TW (2700K - 6500K)	DALI	4.7 kg	
Down - 1060 mm - RGBW									
PITTSFIELD 4	PIT-90014	1728 LED	54 W	1905 lm	O [Opal], P [Micro-prismatic]	RGBW40	Bluetooth	4.7 kg	
Down - 1060 mm									
PITTSFIELD 4	PIT-90011	432 LED	27 W	2915 - 3336 lm	O [Opal], P [Micro-prismatic]	3000K CRI80, 4000K CRI80	On/Off, 1-10V, DALI	5.2 kg	
Down - 1060 mm - RGBW DMX									
PITTSFIELD 4	PIT-90015	1728 LED	54 W	1905 lm	O, P	RGBW40	DMX, DMX/RDM	4.7 kg	
Down - 1390 mm									
PITTSFIELD 4	PIT-90021	576 LED	35 W	3605 - 4299 lm	O [Opal], P [Micro-prismatic]	3000K CRI80, 4000K CRI80	On/Off, 1-10V, DALI	5.9 kg	
PITTSFIELD 4	PIT-90022	576 LED	49 W	5020 - 6044 lm	O [Opal], P [Micro-prismatic]	3000K CRI80, 4000K CRI80	On/Off, 1-10V, DALI	5.9 kg	
Down - 1390 mm - RGBW									
PITTSFIELD 4	PIT-90024	2304 LED	72 W	2178 lm	O [Opal], P [Micro-prismatic]	RGBW40	Bluetooth	5.9 kg	
Down - 1390 mm - TW									
PITTSFIELD 4	PIT-90023	1152 LED	58 W	6222 lm	O, P	TW (2700K - 6500K)	DALI	5.9 kg	
Down - 1390 mm - RGBW DMX									
PITTSFIELD 4	PIT-90025	2304 LED	72 W	2178 lm	O, P	RGBW40	DMX, DMX/RDM	5.9 kg	
Down - 720 mm									
PITTSFIELD 4	PIT-90001	288 LED	23 W	2366 - 2685 lm	O [Opal], P [Micro-prismatic]	3000K CRI80, 4000K CRI80	On/Off, 1-10V, DALI	3.8 kg	
PITTSFIELD 4	PIT-90002	288 LED	32 W	3306 - 3771 lm	O [Opal], P [Micro-prismatic]	3000K CRI80, 4000K CRI80	On/Off, 1-10V, DALI	3.8 kg	
Down - 720 mm - RGBW									
PITTSFIELD 4	PIT-90004	1152 LED	36 W	1360 lm	O [Opal], P [Micro-prismatic]	RGBW40	Bluetooth	3.3 kg	
Down - 720 mm - RGBW DMX									
PITTSFIELD 4	PIT-90005	1152 LED	36 W	1360 lm	O, P	RGBW40	DMX, DMX/RDM	3.3 kg	
Down - 720 mm - TW									
PITTSFIELD 4	PIT-90003	576 LED	29 W	3889 lm	O, P	TW (2700K - 6500K)	DALI	3.3 kg	

PITTSFIELD






Accessories

	 Recessing box A61051	 Supply cable surface mounting box A80981	 Wireless bluetooth converter A90291	 Xpress wireless switch A90591	 Decorative pattern - Type A for PITTSFIELD 720 mm A91921	 Decorative pattern - Type A for PITTSFIELD 1060 mm A92021	 Decorative pattern - Type A for PITTSFIELD 1390 mm A92121
PIT-90001		•	•	•	•		
PIT-90002		•	•	•	•		
PIT-90003		•	•	•	•		
PIT-90004	•	•	•	•	•		
PIT-90005	•	•	•	•	•		
PIT-90011		•	•	•		•	
PIT-90012		•	•	•		•	
PIT-90013		•	•	•		•	
PIT-90014	•	•	•	•	•		
PIT-90015	•	•	•	•	•		
PIT-90021		•	•	•			•
PIT-90022		•	•	•			•
PIT-90023		•	•	•			•
PIT-90024	•	•	•	•	•		
PIT-90025	•	•	•	•	•		
PIT-90101		•	•	•	•		
PIT-90102		•	•	•	•		
PIT-90103		•	•	•	•		
PIT-90104	•	•	•	•	•		
PIT-90105	•	•	•	•	•		
PIT-90111		•	•	•		•	
PIT-90112		•	•	•		•	
PIT-90113		•	•	•		•	
PIT-90114	•	•	•	•	•		
PIT-90115	•	•	•	•	•		
PIT-90121		•	•	•			•
PIT-90122		•	•	•			•
PIT-90123		•	•	•			•
PIT-90124	•	•	•	•	•		
PIT-90125	•	•	•	•	•		

	 Decorative pattern - Type B for PITTSFIELD 720 mm A93321	 Decorative pattern - Type B for PITTSFIELD 1060 mm A93421	 Decorative pattern - Type B for PITTSFIELD 1390 mm A93521	 Decorative pattern - Type C for PITTSFIELD 720 mm A94721	 Decorative pattern - Type C for PITTSFIELD 1060 mm A94821	 Decorative pattern - Type C for PITTSFIELD 1390 mm A94921	 DALI Control System Control-DALI
PIT-90001	•			•			•
PIT-90002	•			•			•
PIT-90003	•			•			•
PIT-90004	•			•			•
PIT-90005	•			•			•
PIT-90011		•			•		•
PIT-90012		•			•		•
PIT-90013		•			•		•
PIT-90014	•			•			•
PIT-90015	•			•			•
PIT-90021			•			•	•
PIT-90022			•			•	•
PIT-90023			•			•	•
PIT-90024	•			•			•
PIT-90025	•			•			•
PIT-90101	•			•			•

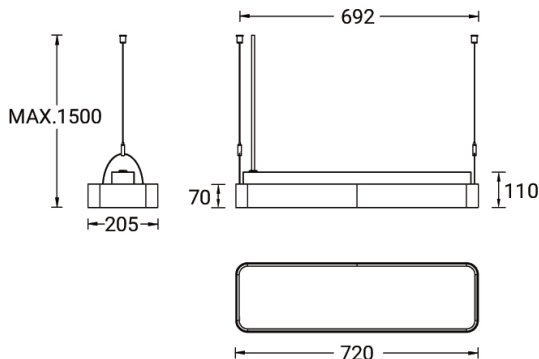
PITTSFIELD

PIT-90102	•			•				•
PIT-90103	•			•				•
PIT-90104	•			•				•
PIT-90105	•			•				•
PIT-90111		•				•		•
PIT-90112		•				•		•
PIT-90113		•				•		•
PIT-90114	•			•				•
PIT-90115	•			•				•
PIT-90121			•			•		•
PIT-90122			•			•		•
PIT-90123			•			•		•
PIT-90124	•			•				•
PIT-90125	•			•				•

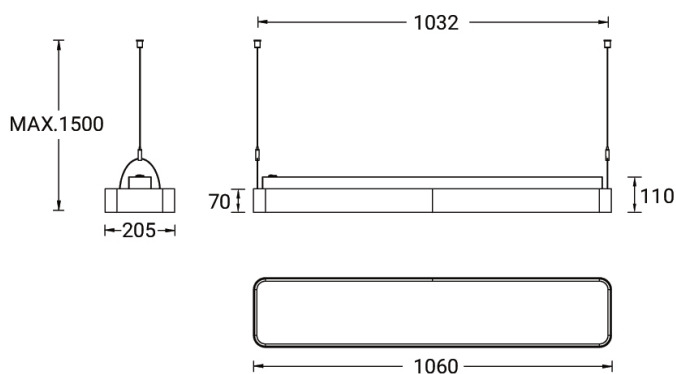
	 DMX Control System Control-DMX	 DMX/RDM Control System Control-DMX-RDM	 Emergency module - 250V - BASIC EM250V-BA	 Emergency module - 250V - PRO-DALI EM250V-DA	 Emergency module - 250V - SELF-TEST EM250V-ST
PIT-90001			•	•	•
PIT-90002			•	•	•
PIT-90003					
PIT-90004					
PIT-90005	•	•			
PIT-90011			•	•	•
PIT-90012			•	•	•
PIT-90013					
PIT-90014					
PIT-90015	•	•			
PIT-90021			•	•	•
PIT-90022			•	•	•
PIT-90023					
PIT-90024					
PIT-90025	•	•			
PIT-90101					
PIT-90102					
PIT-90103					
PIT-90104					
PIT-90105	•	•			
PIT-90111					
PIT-90112					
PIT-90113					
PIT-90114					
PIT-90115	•	•			
PIT-90121					
PIT-90122					
PIT-90123					
PIT-90124					
PIT-90125	•	•			

PITTSFIELD

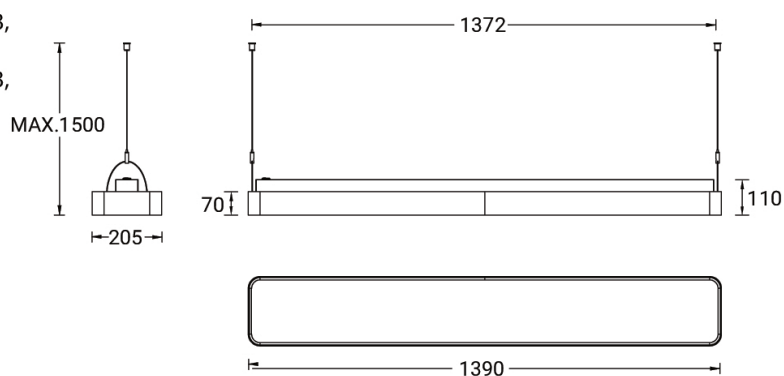
PIT-90001, PIT-90002, PIT-90003,
 PIT-90004, PIT-90005
 PIT-90101, PIT-90102, PIT-90103,
 PIT-90104, PIT-90105



PIT-90011, PIT-90012, PIT-90013,
 PIT-90014, PIT-90015
 PIT-90111, PIT-90112, PIT-90113,
 PIT-90114, PIT-90115



PIT-90021, PIT-90022, PIT-90023,
 PIT-90024, PIT-90025
 PIT-90121, PIT-90122, PIT-90123,
 PIT-90124, PIT-90125



PITTSFIELD

PITTSFIELD
Surface ceiling luminaires

Linear suspended, recessed and surface ambient lighting. Expansive and elegant portfolio of rectilinear workplace lighting fixtures.

<https://www.ligman.com/pittsfield-surface-ceiling-luminaires-pit-cei3/>



PITTSFIELD
Recessed ceiling luminaires

Linear suspended, recessed and surface ambient lighting. Expansive and elegant portfolio of rectilinear workplace lighting fixtures.

<https://www.ligman.com/pittsfield-recessed-ceiling-luminaires-pi-rec3/>