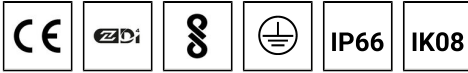



# STEAMER



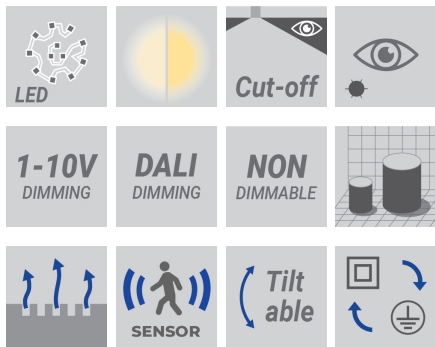
Column-mounted contemporary area lighting family. Modern and powerful high-end column range using optimum-quality area floodlights.



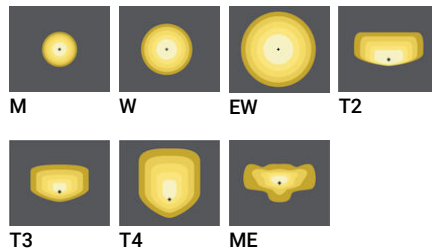
## Luminaire Structure

- Die-cast aluminium housing
- Pre-treated before powder coating ensuring high corrosion resistance
- Stainless steel fasteners in grade 304 with zinc flake coating (ZFC)
- Durable silicone rubber gasket
- Clear toughened glass
- Surge protection 10kV


## Feature




## Optic



## Product colour










## Special finishes upon request



# STEAMER

## Technical information

	Model number	Light source	Power	Lumen	Optic	CCT / CRI	Dimming type	Weight	
<b>Rectangular - Large</b>									
STEAMER 2	<b>SE-90012</b>	96 LED	209 W	23616 - 28820 lm	M [30°, W [57°, EW [105°x115°, T2 [136°x51°, T3 [119°x86°, T4 [102°x74°, ME [137°x58°]	2700K CRI80, 3000K CRI80, 4000K CRI80	On/Off, 1-10V, DALI	13.7 kg	 
<b>Rectangular - Large - LIGHTCONNECT™</b>									
STEAMER 2	<b>SE-90012-LC</b>	96 LED	209 W	23616 - 28820 lm	M [30°, W [57°, EW [105°x115°, T2 [136°x51°, T3 [119°x86°, T4 [102°x74°, ME [137°x58°]	2700K CRI80, 3000K CRI80, 4000K CRI80	DALI	13.7 kg	 
<b>Rectangular - Medium</b>									
STEAMER 1	<b>SE-90002</b>	48 LED	105 W	12434 - 14374 lm	M [30°, W [57°, EW [105°x115°, T2 [136°x51°, T3 [119°x86°, T4 [102°x74°, ME [137°x58°]	3000K CRI80, 4000K CRI80	On/Off, 1-10V, DALI	9.8 kg	 
<b>Rectangular - Medium - LIGHTCONNECT™</b>									
STEAMER 1	<b>SE-90002-LC</b>	48 LED	105 W	11771 - 14374 lm	M [30°, W [57°, EW [105°x115°, T2 [136°x51°, T3 [119°x86°, T4 [102°x74°, ME [137°x58°]	2700K CRI80, 3000K CRI80, 4000K CRI80	DALI	9.8 kg	 
<b>Round - Large</b>									
STEAMER 12	<b>SE-90032</b>	96 LED	209 W	23616 - 28820 lm	M [30°, W [57°, EW [105°x115°, T2 [136°x51°, T3 [119°x86°, T4 [102°x74°, ME [137°x58°]	2700K CRI80, 3000K CRI80, 4000K CRI80	On/Off, 1-10V, DALI	15.4 kg	 
<b>Round - Large - LIGHTCONNECT™</b>									
STEAMER 12	<b>SE-90032-LC</b>	96 LED	209 W	23616 - 28820 lm	M [30°, W [57°, EW [105°x115°, T2 [136°x51°, T3 [119°x86°, T4 [102°x74°, ME [137°x58°]	2700K CRI80, 3000K CRI80, 4000K CRI80	DALI	15.4 kg	 
<b>Round - Medium</b>									
STEAMER 11	<b>SE-90022</b>	48 LED	105 W	11771 - 14374 lm	M [30°, W [57°, EW [105°x115°, T2 [136°x51°, T3 [119°x86°, T4 [102°x74°, ME [137°x58°]	2700K CRI80, 3000K CRI80, 4000K CRI80	On/Off, 1-10V, DALI	10.0 kg	 
<b>Round - Medium - LIGHTCONNECT™</b>									
STEAMER 11	<b>SE-90022-LC</b>	48 LED	105 W	11771 - 14374 lm	M [30°, W [57°, EW [105°x115°, T2 [136°x51°, T3 [119°x86°, T4 [102°x74°, ME [137°x58°]	2700K CRI80, 3000K CRI80, 4000K CRI80	DALI	10.0 kg	 

We reserve the right to make technical and design changes.

07:14, 18-04-2026








<https://www.ligman.com/steamer-street-area-lighting-luminaire-s-st-st3/>








**THAILAND**







LIGMAN Lighting Co.,Ltd.  
17/2 Moo 4, Monthong, Bang Nam Prio,  
24150 Chachoengsao - Thailand  
[info@ligman.com](mailto:info@ligman.com)

# STEAMER

## Accessory

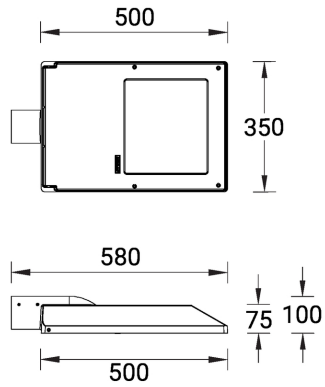
	 Motion sensor - PIR - 1-10V - Up to 3 m <b>A90191-L2</b>	 Motion sensor - PIR - 1-10V - Up to 6 m <b>A90191-L3</b>	 Motion sensor - PIR - 1-10V - Up to 12 m <b>A90191-L7</b>	 Remote controller for the motion sensor - 1-10V (A90191) <b>A90791</b>	 NEMA 7 socket <b>A90891</b>	 Zhaga Book 18 socket (Down) <b>A90991-D</b>	 Zhaga Book 18 socket (Up) <b>A90991-U</b>
SE-90002	•	•	•	•			
SE-90002-LC					•	•	•
SE-90012	•	•	•	•			
SE-90012-LC					•	•	•
SE-90022							
SE-90022-LC					•	•	•
SE-90032							
SE-90032-LC					•	•	•

	 Single arm mount <b>A91060</b>	 Double arm mount <b>A91160</b>	 Single arm mount <b>A91260</b>	 Double arm mount <b>A91360</b>	 Single arm mount <b>A91460</b>	 Double arm mount <b>A91560</b>	 Single adjustable 50° <b>A91660</b>
SE-90002	•	•	•	•	•	•	•
SE-90002-LC	•	•	•	•	•	•	•
SE-90012	•	•	•	•	•	•	•
SE-90012-LC	•	•	•	•	•	•	•
SE-90022	•	•	•	•	•	•	•
SE-90022-LC	•	•	•	•	•	•	•
SE-90032	•	•	•	•	•	•	•
SE-90032-LC	•	•	•	•	•	•	•

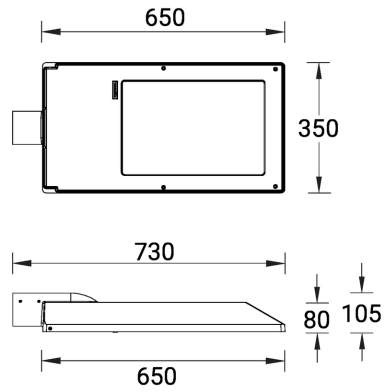
	 Motion sensor - PIR - DALI - Up to 3 m <b>A91691-L2</b>	 Motion sensor - PIR - DALI - Up to 12 m <b>A91691-L7</b>	 Double adjustable 50° <b>A91760</b>	 Triple arm mount - Type 1 <b>A92260</b>	 Triple arm mount - Type 2 <b>A92360</b>	 DALI Control System Control-DALI
SE-90002			•	•	•	•
SE-90002-LC	•	•	•	•	•	•
SE-90012			•	•	•	•
SE-90012-LC	•	•	•	•	•	•
SE-90022			•	•	•	•
SE-90022-LC	•	•	•	•	•	•
SE-90032			•	•	•	•
SE-90032-LC	•	•	•	•	•	•

**STEAMER**

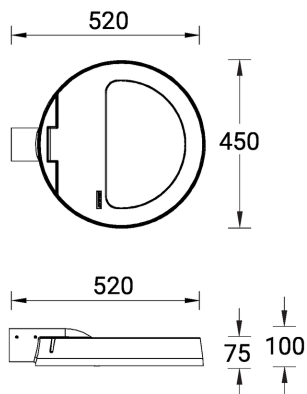
SE-90002



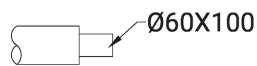
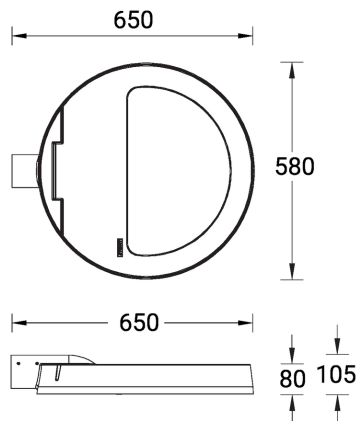
SE-90012



SE-90022



SE-90032



# STEAMER



---

STEAMER

**Surface facade luminaires**

---

Surface wall-mounted contemporary area lighting family. Modern and powerful high-end, optimum-quality area lighting projectors.

<https://www.ligman.com/steamer-surface-facade-luminaires-st-su3/>