

ABACUS 6 (AB-30031)



Product description

Small



Luminaire Structure


- Die-cast aluminium frame and body
- Pre-treated before powder coating ensuring high corrosion resistance
- Single cable entry
- Stainless steel fasteners in grade 304 with zinc flake coating (ZFC)
- Durable silicone rubber gasket
- Frosted glass diffuser
- Integral control gear
- Optional surface mounting box for easy wiring or conduit connection when wiring from behind is not possible

Optic




G

Product colour



Special finishes upon request



ABACUS 6 (AB-30031)

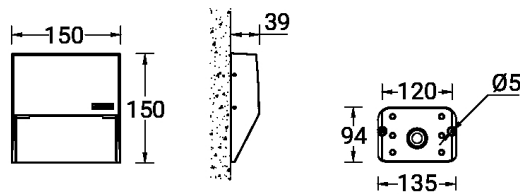
Technical information

Material	Aluminium
Light source	12 LED
Power	7 W
Lumen	310 - 323 lm
Efficacy	44 - 46 lm/W
Driver option	Integral control gear
Driver	Constant current (CC)
Input voltage	220-240 V 50/60 Hz

Optic	G
Optic value	91°x54°
CCT / CRI	3000K CRI80, 4000K CRI80
Bug	B0-U1-G0
ULR	1%
ULOR	1%
CIE flux code n°3	98
Dimming type	On/Off

Product colours	Black, Dark Grey, White, Matt Silver, Bronze, Concrete - Urban, Softscape - Urban, Stone - Urban, Corten - Urban, Oak - Woodland, Walnut - Woodland, Pine - Woodland
Weight	0.9 kg
Operating temperature	-20 °C to 40 °C
Through wiring	Single cable entry
Lens / Reflector / Optic	Frosted glass diffuser
Variants (On/Off)	Compatible with EN/ IEC 60598-2-22: Suitable for emergency installations as central supply, non-maintained (Z0)

AB-30031



Accessories



Surface mounting box for easy cabling (ABACUS 6)
SCE-ABACUS-6