

ALDO 6 (ALD-30251) (Version 1)



Product description

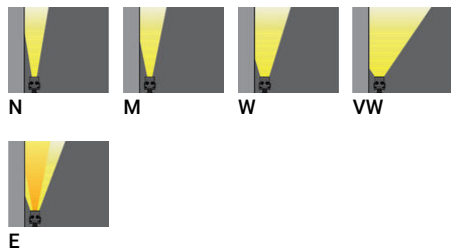
Without remote driver - Constant voltage (CV) 24 V - 42x75 mm - 500 mm - Class III - IK07




Luminaire Structure

- Powder coated aluminium alloy housing
- Adjustable aluminium extrusion bracket for ALD-30261, ALD-30262, ALD-30263, ALD-30264, ALD-30265, ALD-30266, ALD-30271, ALD-30272, ALD-30281, ALD-30282, ALD-30291, ALD-30292, ALD-30301, ALD-30302, ALD-30801
- Adjustable galvanised steel bracket for ALD-30241, ALD-30242, ALD-30243, ALD-30244, ALD-30251, ALD-30252, ALD-30253, ALD-30254, ALD-30255, ALD-30256
- Two cable entries for through wiring
- Two IP67 connectors supplied with 2x0.2 m of 2x1.0 sqmm outdoor cable
- Clear toughened glass
- Remote driver (not included)
- Uniform light distribution with uninterrupted end-to-end mounting.
- For ALD-30001 not included 24 VDC input, DMXRDM address with stable signal


Optic



Product colour



Special finishes upon request

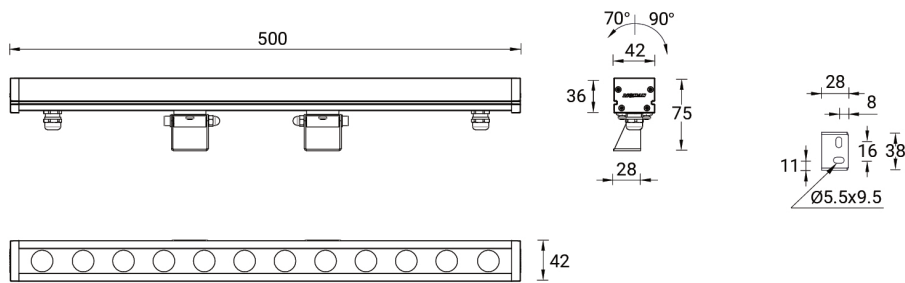


ALDO 6 (ALD-30251) (Version 1)

Technical information

Material	Aluminium	Input voltage	24 VDC	Weight	0.95 kg
Light source	9 LED	Optic	N, M, W, VW, E	Operating temperature	-20 °C to 40 °C
Power	6 W	Optic value	11°, 17°, 33°, 72°, 12°x44°	Cable	Two IP67 connectors supplied with 2x0.2 m of 2x1.0 sqmm outdoor cable
Lumen	734 - 900 lm	CCT / CRI	3000K CRI80, 4000K CRI80	Through wiring	Two cable entries for through wiring
Efficacy	122 - 150 lm/W	Bug	B1-U0-G0	Lens / Reflector / Optic	Clear toughened glass
Driver option	Remote driver (not included)	Dimming type	On/Off		
Driver	Constant voltage (CV)	Product colours	Black, Dark Grey, White, Matt Silver, Bronze, Concrete - Urban, Softscape - Urban, Stone - Urban, Corten - Urban, Oak - Woodland, Walnut - Woodland, Pine - Woodland		


ALD-30251



Accessories



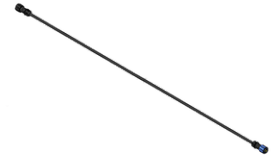
Cable - Connector IP67 Female 2 Pin Power - 1000 mm
A65491-001



Cable - Connector IP67 Female 2 Pin Power - 5000 mm
A65491-005



Cable - Connector IP67 Female + Male 2 Pin Power - 1000 mm
A65591-001



Cable - Connector IP67 Female + Male 2 Pin Power - 5000 mm
A65591-005



Connector IP67 Female 2 Pin Power
A68191



Connector IP67 Male 2 Pin Power
A68291



Driver (CV) - On/Off - 36 W - IP67 - 24 V
A34491-ND



Driver (CV) - On/Off - 60 W - IP67 - 24 V
A34591-ND

ALDO 6 (ALD-30251) (Version 1)

Driver (CV) - On/Off - 100 W -
IP67 - 24 V
A34791-ND



Driver (CV) - On/Off - 150 W -
IP67 - 24 V
A34891-ND



Driver (CV) - On/Off - 200 W -
IP67 - 24 V
A34991-ND



Driver (CV) - On/Off - 350 W -
IP67 - 24 V
A35091-ND
