

CONCORD 1 (CN-10236-1-SB)



Product description

Ø160 - 740 mm - Dome top - With integrated security core (Anti-traffic)



Luminaire Structure


- Die-cast aluminium housing
- Extruded aluminium column
- Pre-treated before powder coating ensuring high corrosion resistance
- Single cable entry
- One IP68 connector supplied with 0.2 m of 3x1.0 sqmm outdoor cable
- Stainless steel fasteners in grade 304 with zinc flake coating (ZFC)
- Durable silicone rubber gasket
- Opal toughened glass diffuser
- Integral control gear

Optic




G

Product colour



Special finishes upon request



CONCORD 1 (CN-10236-1-SB)

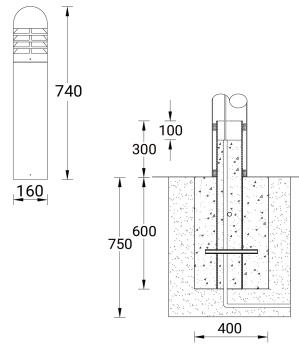
Technical information

Light source	1 COB
Power	41 W
Lumen	922 - 927 lm
Efficacy	22 - 23 lm/W
Driver option	Integral control gear
Driver	Constant current (CC)
Input voltage	220-240 V 50/60 Hz
Optic	G

Optic value	137°x 114°
CCT / CRI	3000K CRI80, 4000K CRI80
Bug	B1-U0-G0
ULR	1%
ULOR	1%
CIE flux code n°3	95
Dimming type	On/Off, 1-10V, DALI
Product colours	Black, Dark Grey, White, Matt Silver, Bronze, Concrete - Urban, Softscape - Urban, Stone - Urban, Corten - Urban, Oak - Woodland, Walnut - Woodland, Pine - Woodland

Weight	7.1 kg
Operating temperature	-20 °C to 40 °C
Cable	One IP68 connector supplied with 0.2 m of 3x1.0 sqmm outdoor cable
Through wiring	Single cable entry
Lens / Reflector / Optic	Opal toughened glass diffuser
MacAdam Ellipse	3 SDCM
Lifetime L90B10 (hours)	> 55,000
Variants (1-10V, DALI)	Compatible with EN/ IEC 60598-2-22: Suitable for emergency installations as central supply, non-maintained (Z0)

CN-10236-1-SB



Accessories



DALI Control System
Control-DALI