

**GINO 6 (GI-10007)**



**Product description**

210x300 mm - 1000 mm - 2 sides



**Luminaire Structure**

- Aluminum housing and extruded aluminium column with high corrosion resistance.
- Stainless steel fasteners in grade 316.


- Durable silicone rubber gasket.
- Clear toughened glass.

- Powder coating with high corrosion resistance and chemical chromatised protection.


**Optic**



**Product colour**



**Special finishes upon request**




**GINO 6 (GI-10007)**

**Technical information**

<b>Material</b>	Aluminium	<b>Input voltage</b>	220-240 V 50/60 Hz	<b>Operating temperature</b>	-20 °C to 40 °C
<b>Light source</b>	2 x 4 LED	<b>Optic</b>	T2, T3, T4	<b>Lens / Reflector / Optic</b>	Clear toughened glass
<b>Power</b>	19 W	<b>Optic value</b>	141°x49°, 139°x66°, 98°x76°	<b>MacAdam Ellipse</b>	3 SDCM
<b>Lumen</b>	1468 - 1658 lm	<b>CCT / CRI</b>	3000K CRI80, 4000K CRI80	<b>Lifetime L90B10 (hours)</b>	> 90,000
<b>Efficacy</b>	77 - 87 lm/W	<b>Dimming type</b>	On/Off, 1-10V, DALI	<b>Lifetime L80B10 (hours)</b>	> 90,000
<b>Driver option</b>	Integral control gear	<b>Product colours</b>	Black, Dark Grey, White, Matt Silver, Bronze, Concrete - Urban, Softscape - Urban, Stone - Urban, Corten - Urban, Oak - Woodland, Walnut - Woodland, Pine - Woodland	<b>Lifetime L80B50 (hours)</b>	> 90,000
<b>Driver</b>	Constant current (CC)			<b>Variants (On/Off, 1-10V, DALI)</b>	Compatible with EN/ IEC 60598-2-22: Suitable for emergency installations as central supply, non-maintained (Z0)
		<b>Weight</b>	10.0 kg		

**Accessories**



Anchor bolt  
**A11191**