

GINO 6 (GI-10008)



Product description

210x300 mm - 1000 mm - 2 sides



Luminaire Structure

- Aluminum housing and extruded aluminium column with high corrosion resistance.
- Stainless steel fasteners in grade 316.

- Durable silicone rubber gasket.
- Clear toughened glass.


- Powder coating with high corrosion resistance and chemical chromatised protection.

Optic




G

Product colour



Special finishes upon request



GINO 6 (GI-10008)


Technical information

Material	Aluminium
Light source	2 x 1 COB
Power	16 W
Lumen	1044 - 1128 lm
Efficacy	65 - 71 lm/W
Driver option	Integral control gear
Driver	Constant current (CC)

Input voltage	220-240 V 50/60 Hz
Optic	G
Optic value	94°
CCT / CRI	3000K CRI80, 4000K CRI80
Dimming type	On/Off, 1-10V, DALI
Product colours	Black, Dark Grey, White, Matt Silver, Bronze, Concrete - Urban, Softscape - Urban, Stone - Urban, Corten - Urban, Oak - Woodland, Walnut - Woodland, Pine - Woodland
Weight	10.0 kg

Operating temperature	-20 °C to 40 °C
Lens / Reflector / Optic	Clear toughened glass
MacAdam Ellipse	3 SDCM
Lifetime L90B10 (hours)	> 50,000
Variants (On/Off, 1-10V, DALI)	Compatible with EN/ IEC 60598-2-22: Suitable for emergency installations as central supply, non-maintained (Z0)

Accessories



Anchor bolt
A11191