

KWH 9 (KWH-50023)



Product description

Medium - 1 head - RGBTW



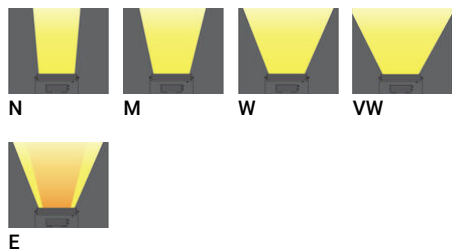
Luminaire Structure

- Die-cast aluminium end-caps
- Extruded aluminium housing
- Pre-treated before powder coating ensuring high corrosion resistance
- Thermal heat dissipation body
- Single or double head configuration for all three sizes


- Each of the heads can be aimed, adjusted and locked for precise aiming
- Single cable entry, through wiring upon request
- Three IP68 connectors supplied with 0.2 m of 3x1.0 sqmm outdoor cable and 2x0.2 m of 2x0.5 sqmm outdoor shielded cable
- Stainless steel fasteners in grade 304 with zinc flake coating (ZFC)
- Durable silicone rubber gasket

- Clear toughened glass
- High-efficiency PMMA lens
- Integral control gear
- Hot-dipped galvanised steel mounting bracket allows for ceiling, wall or surface mounting


Optic



Product colour



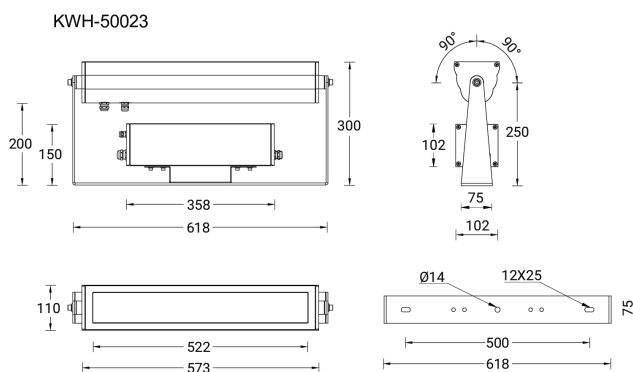
Special finishes upon request



KWH 9 (KWH-50023)

Technical information

Material	Aluminium	Optic	N, M, W, VW, E	Product colours	Black, Dark Grey, White, Matt Silver, Bronze, Concrete - Urban, Softscape - Urban, Stone - Urban, Corten - Urban, Oak - Woodland, Walnut - Woodland, Pine - Woodland
Light source	60 LED	Optic value	9°, 15°, 31°, 63°x65°, 10°x44°	Weight	9.2 kg
Power	69 W	CCT / CRI	RGBTW	Operating temperature	-20 °C to 40 °C
Lumen	4380 - 5329 lm	Bug	B3-U0-G0, B4-U0-G0	Cable	Three IP68 connectors supplied with 0.2 m of 3x1.0 sqmm outdoor cable and 2x0.2 m of 2x0.5 sqmm outdoor shielded cable
Efficacy	63 - 77 lm/W	ULR	0%	Through wiring	Single cable entry, through wiring upon request
Driver option	Integral control gear	ULOR	0%	Lens / Reflector / Optic	Clear toughened glass, High-efficiency PMMA lens
Driver	Constant current (CC)	CIE flux code n°3	100		
Input voltage	220-240 V 50/60 Hz	Dimming type	DMX, DMX/RDM		



Accessories

