

LALUNA 1 (LL-20001)



Product description

Normal indirect



Luminaire Structure


- Die-cast aluminium housing
- Extruded aluminium column
- Pre-treated before powder coating ensuring high corrosion resistance
- Single cable entry
- One IP68 connector supplied with 0.2 m of 3x1.0 sqmm outdoor cable
- Stainless steel fasteners in grade 304 with zinc flake coating (ZFC)
- Durable silicone rubber gasket
- Clear toughened glass
- White coated aluminium reflector on the top of luminaire
- Integral control gear

Optic




G

Product colour



Special finishes upon request



LALUNA 1 (LL-20001)

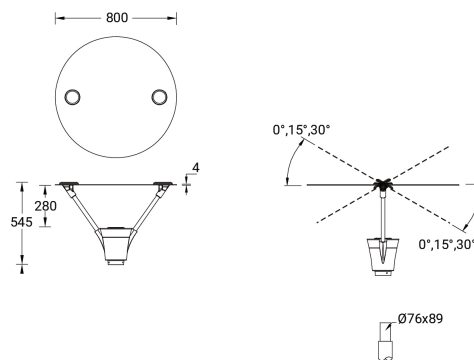
Technical information

Material	Aluminium
Light source	1 COB
Power	41 W
Lumen	2965 - 3001 lm
Efficacy	72 - 73 lm/W
Driver option	Integral control gear
Driver	Constant current (CC)
Input voltage	220-240 V 50/60 Hz
Optic	G

Optic value	127°x 129°
CCT / CRI	3000K CRI80, 4000K CRI80
Bug	B1-U3-G1
ULR	4%
ULOR	4%
CIE flux code n°3	94
Dimming type	On/Off, 1-10V, DALI
Product colours	Black, Dark Grey, White, Matt Silver, Bronze, Concrete - Urban, Softscape - Urban, Stone - Urban, Corten - Urban, Oak - Woodland, Walnut - Woodland, Pine - Woodland
Weight	15.0 kg

Operating temperature	-20 °C to 40 °C
Cable	One IP68 connector supplied with 0.2 m of 3x1.0 sqmm outdoor cable
Through wiring	Single cable entry
Lens / Reflector / Optic	Clear toughened glass, White coated aluminium reflector on the top of luminaire
MacAdam Ellipse	3 SDCM
Lifetime L90B10 (hours)	> 50,700
Lifetime L80B10 (hours)	> 63,500
Lifetime L80B50 (hours)	> 63,500
Variants (On/Off, 1-10V, DALI)	Compatible with EN/ IEC 60598-2-22: Suitable for emergency installations as central supply, non-maintained (Z0)

LL-20001



Accessories



DALI Control System
Control-DALI