

MALTA 3 (MAT-30021) (Version 1)**Product description**

Without remote driver - Constant voltage (CV) 24 V - Aluminium - IP65

**Luminaire Structure**

- Aluminium or stainless steel body
- Single cable entry
- One cable gland supplied with 1 m of 2x1.0 sqmm outdoor cable
- Stainless steel fasteners in grade 304 with zinc flake coating (ZFC)

- Durable silicone rubber gasket
- High-efficiency PMMA lens
- Remote driver (not included)
- Standard unit length is 1 m, different lengths are available upon request


- All handrails and components are delivered completely pre-assembled for on-site installation
- LIGMAN prepares project handrail solutions according to layout drawings, elevations and project's brief; offering an end-to-end solution from concept through to implementation

Optic**G****Product colour**

01 - Black (RAL 9011) 02 - Dark Grey (RAL 7043) 03 - White (RAL 9003) 05 - Matt Silver (RAL 9006)



06 - Bronze (RAL 6014)

Special finishes upon request


SU01 - Concrete - Urban SU02 - Softscape - Urban SU03 - Stone - Urban SU04 - Corten - Urban



SW01 - Oak - Woodland



SW02 - Walnut - Woodland



SW03 - Pine - Woodland

MALTA 3 (MAT-30021) (Version 1)

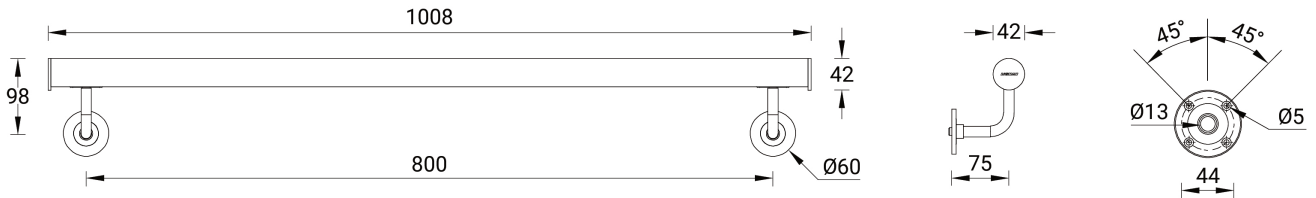
Technical information

Material	Aluminium
Light source	120 LED/m
Power	9 W
Lumen	303 - 325 lm
Efficacy	20 - 22 lm/W
Driver option	Remote driver (not included)
Driver	Constant voltage (CV)
Input voltage	24 VDC

Optic	G
Optic value	60°x111°
CCT / CRI	3000K CRI80, 4000K CRI80, 5700K CRI80
Bug	B0-U0-G0
ULR	0%
ULOR	0%
CIE flux code n°3	98
Dimming type	On/Off

Product colours	Black, Dark Grey, White, Matt Silver, Bronze, Concrete - Urban, Softscape - Urban, Stone - Urban, Corten - Urban, Oak - Woodland, Walnut - Woodland, Pine - Woodland
Weight	2.1 kg/m
Operating temperature	-20 °C to 40 °C
Cable	One cable gland supplied with 1 m of 2x1.0 sqmm outdoor cable
Through wiring	Single cable entry
Lens / Reflector / Optic	High-efficiency PMMA lens

MAT-30021



Accessories



Connector for cap rail - Straight
A30181



Connector for cap rail - Flush elbow 90°
A30281



Connector for cap rail - Adjustable flush angle, 135° downwards
A30481



Connector for cap rail - Adjustable flush angle, 135° upwards
A30381



End cap for cap rail
A30581



Wall bracket
A30681



Driver (CV) - On/Off - 60 W - IP67 - 24 V
A34591-ND



Driver (CV) - On/Off - 100 W - IP67 - 24 V
A34791-ND

MALTA 3 (MAT-30021) (Version 1)

Driver (CV) - On/Off - 150 W -
IP67 - 24 V
A34891-ND



Driver (CV) - On/Off - 36 W - IP67
- 24 V
A34491-ND



Driver (CV) - On/Off - 200 W -
IP67 - 24 V
A34991-ND



Driver (CV) - On/Off - 350 W -
IP67 - 24 V
A35091-ND
