


**NYBRO 7 (NYB-30161)**



**Product description**

Down (Optic) & Up (Optic 2nd) - 40x95 mm - 2906 mm




**Luminaire Structure**

- Die-cast aluminium end-caps and extruded aluminium profile with powder coating
- Single cable entry
- Stainless steel fasteners in grade 316
- PMMA diffuser with Opal (UGR <19) and micro prismatic (UGR <13) options for better glare control

- Up and down light distribution options
- Passive thermal management
- Integral control gear
- Wireless control available through Bluetooth connection

- Daylight and occupancy sensor options
- Emergency module (1 or 3 hours) is available upon request with 3 options (BASIC, SELF-TEST, PRO-DALI)

**Optic**




P / O

**Product colour**



01 - Black (RAL 9011)    03 - White (RAL 9003)    05 - Matt Silver (RAL 9006)

**Special finishes upon request**



SU01 - Concrete - Urban    SU02 - Softscape - Urban    SU03 - Stone - Urban    SU04 - Corten - Urban



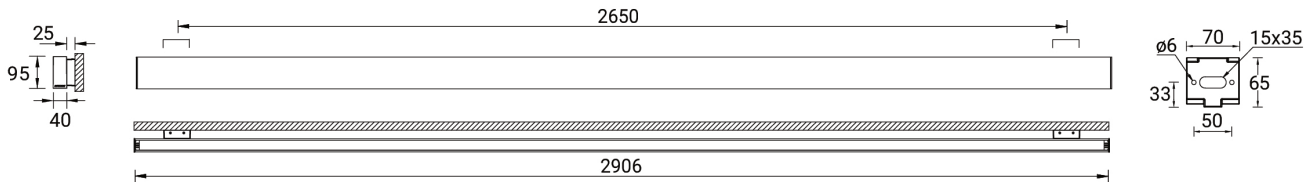
SW01 - Oak - Woodland    SW02 - Walnut - Woodland    SW03 - Pine - Woodland

**NYBRO 7 (NYB-30161)**


**Technical information**

<b>Material</b>	Aluminium	<b>Optic</b>	O, P	<b>Operating temperature</b>	-20 °C to 40 °C
<b>Light source</b>	360 & 348 LED	<b>Optic value</b>	Opal, Micro-prismatic	<b>MacAdam Ellipse</b>	3 SDCM
<b>Power</b>	91 W	<b>Optic (2nd)</b>	0	<b>Lifetime L90B10 (hours)</b>	> 23,000
<b>Lumen</b>	9309 - 10283 lm	<b>Optic (2nd) value</b>	Opal	<b>Lifetime L80B10 (hours)</b>	> 45,000
<b>Efficacy</b>	102 - 113 lm/W	<b>CCT / CRI</b>	3000K CRI80, 4000K CRI80	<b>Lifetime L80B50 (hours)</b>	> 50,000
<b>Driver option</b>	Integral control gear	<b>Dimming type</b>	On/Off, DALI	<b>Variants (On/Off, DALI)</b>	Compatible with EN/ IEC 60598-2-22: Suitable for emergency installations as central supply, non-maintained (Z0)
<b>Driver</b>	Constant current (CC)	<b>Product colours</b>	Black, White, Matt Silver, Concrete - Urban, Softscape - Urban, Stone - Urban, Corten - Urban, Oak - Woodland, Walnut - Woodland, Pine - Woodland		
<b>Input voltage</b>	220-240 V 50/60 Hz	<b>Weight</b>	7.74 kg		

NYB-30161



**Accessories**



Continuous-coupler bracket  
(40/50 mm Down profile)  
**A81881**



DALI Control System  
**Control-DALI**