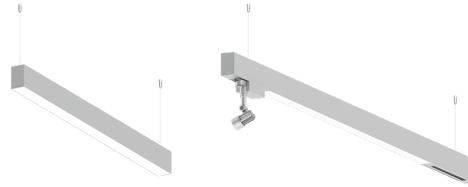


## NYBRO 10 (NYB-90322)



### Product description

Down (Optic) & Up (Optic 2nd) - 60x95 mm - 1178 mm



### Luminaire Structure

- Die-cast aluminium end-caps and extruded aluminium profile with powder coating
- Stainless steel fasteners in grade 316
- Single cable entry
- Suspension kit is stainless steel 304 grade, adjustable, suspension (1.5 m) complete with electrical wires in white for mounting
- PMMA diffuser with Opal (UGR <19) and micro prismatic (UGR <13) options for better glare control

- Durable silicone rubber gasket
- Up and downlight distribution options
- Passive thermal management
- Integral control gear
- Wireless control available through Bluetooth connection

- Daylight and occupancy sensor options
- Emergency module (1 or 3 hours) is available upon request with 3 options (BASIC, SELF-TEST, PRO-DALI)
- Track can be integrated into NYBRO products upon request and upon receipt of design drawings

### Optic



P / O

### Product colour




01 - Black (RAL 9011)

03 - White (RAL 9003)

05 - Matt Silver (RAL 9006)

### Special finishes upon request




SU01 - Concrete - Urban


SU02 - Softscape - Urban

SU03 - Stone - Urban

SU04 - Corten - Urban



SW01 - Oak - Woodland



SW02 - Walnut - Woodland



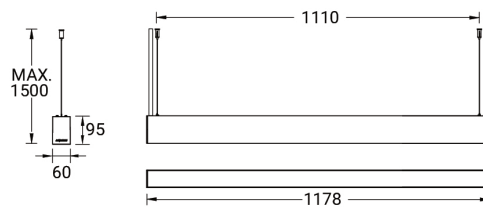
SW03 - Pine - Woodland

## NYBRO 10 (NYB-90322)

### Technical information

<b>Material</b>	Aluminium	<b>Optic</b>	O, P	<b>Operating temperature</b>	-20 °C to 40 °C
<b>Light source</b>	144 & 132 LED	<b>Optic value</b>	Opal, Micro-prismatic	<b>MacAdam Ellipse</b>	3 SDCM
<b>Power</b>	74 W	<b>Optic (2nd)</b>	O	<b>Lifetime L90B10 (hours)</b>	> 23,000
<b>Lumen</b>	7948 - 8960 lm	<b>Optic (2nd) value</b>	Opal	<b>Lifetime L80B10 (hours)</b>	> 45,000
<b>Efficacy</b>	107 - 121 lm/W	<b>CCT / CRI</b>	3000K CRI80, 4000K CRI80	<b>Lifetime L80B50 (hours)</b>	> 50,000
<b>Driver option</b>	Integral control gear	<b>Dimming type</b>	On/Off, 1-10V, DALI	<b>Variants (On/Off, 1-10V, DALI)</b>	Compatible with EN/ IEC 60598-2-22: Suitable for emergency installations as central supply, non-maintained (Z0)
<b>Driver</b>	Constant current (CC)	<b>Product colours</b>	Black, White, Matt Silver, Concrete - Urban, Softscape - Urban, Stone - Urban, Corten - Urban, Oak - Woodland, Walnut - Woodland, Pine - Woodland		
<b>Input voltage</b>	220-240 V 50/60 Hz	<b>Weight</b>	4.52 kg		


NYB-90322




### Accessories



Continuous-coupler bracket  
(60/70 mm Down & 60 mm  
Up profile)  
**A81581**



Supply cable surface mounting  
box  
**A80981**




Wireless bluetooth converter  
**A90291**



Xpress wireless switch  
**A90591**



Integrated track - 3 phase - DALI  
for NYBRO  
**A81491**



Integrated track - 3 phase - On-  
off for NYBRO  
**A81391**



DALI Control System  
**Control-DALI**