

SANDY 10 (SA-31562-1MS)



Product description

Large - With integrated motion sensor



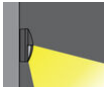
Luminaire Structure

- Die-cast aluminium housing and frame
- Pre-treated before powder coating ensuring high corrosion resistance
- Two cable entries for through wiring

- Stainless steel fasteners in grade 304 with zinc flake coating (ZFC)
- Durable silicone rubber gasket
- Opal UV-stabilised polycarbonate diffuser


- Integral control gear
- Optional surface mounting box for easy wiring or conduit connection when wiring from behind is not possible

Optic




G

Product colour



Special finishes upon request

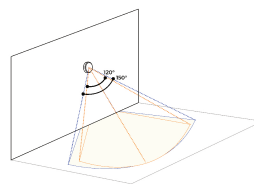
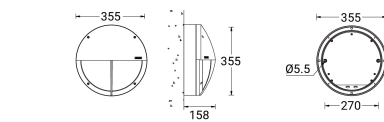


SANDY 10 (SA-31562-1MS)

Technical information

Material	Aluminium	Optic value	110°x109°	Through wiring	Two cable entries for through wiring
Light source	96 LED	CCT / CRI	3000K CRI80, 4000K CRI80	Lens / Reflector / Optic	Opal UV-stabilised polycarbonate diffuser
Power	27 W	Bug	B0-U1-G1	MacAdam Ellipse	3 SDCM
Lumen	1211 - 1275 lm	ULR	3%	Lifetime L90B10 (hours)	> 37,000
Efficacy	45 - 47 lm/W	ULOR	3%	Lifetime L80B10 (hours)	> 78,000
Driver option	Integral control gear	CIE flux code n°3	92	Lifetime L80B50 (hours)	> 86,000
Driver	Constant current (CC)	Dimming type	On/Off, 1-10V	Variants (1-10V)	Compatible with EN/ IEC 60598-2-22: Suitable for emergency installations as central supply, non-maintained (Z0)
Input voltage	220-240 V 50/60 Hz	Product colours	Black, Dark Grey, White, Matt Silver, Bronze, Concrete - Urban, Softscape - Urban, Stone - Urban, Corten - Urban, Oak - Woodland, Walnut - Woodland, Pine - Woodland		
Optic	G	Weight	4.1 kg		

SA-31562-1MS




SANDY

Motion sensor - Minimum - 1-10V
 Adjustable sensor (10 seconds - 15 minutes)
 120° coverage
 Sensor detection area
 SA-31-811-1MS, SA-31-812-1MS, SA-31-813-1MS, SA-31-814-1MS (E-7 - 6.8 m)
 SA-31-811-1MS, SA-31-812-1MS (G-D) - 7.0 m
 SA-31-811-1MS, SA-31-812-1MS, SA-31-813-1MS, SA-31-814-1MS (D) - 6.5 m

Motion sensor - Minimum - On/Off
 Adjustable sensor (5 seconds - 30 minutes)
 120° coverage
 Sensor detection area
 SA-31-811-1MS, SA-31-812-1MS, SA-31-813-1MS, SA-31-814-1MS (E-7 - 6.8 m)
 SA-31-811-1MS, SA-31-812-1MS (G-D) - 7.0 m
 SA-31-811-1MS, SA-31-812-1MS, SA-31-813-1MS, SA-31-814-1MS (D) - 6.5 m

Accessories



Surface mounting box for easy cabling (SANDY 10)
SCE-SANDY-10



DALI Control System
Control-DALI



Remote controller for the motion sensor - 1-10V (A34191)
A34391