

SANDY 10 (SA-31563)



Product description

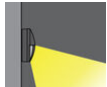
Large - TW



Luminaire Structure


- Die-cast aluminium housing and frame
- Pre-treated before powder coating ensuring high corrosion resistance
- Two cable entries for through wiring
- Stainless steel fasteners in grade 304 with zinc flake coating (ZFC)
- Durable silicone rubber gasket
- Opal UV-stabilised polycarbonate diffuser
- Integral control gear
- Optional surface mounting box for easy wiring or conduit connection when wiring from behind is not possible

Optic




G

Product colour



Special finishes upon request

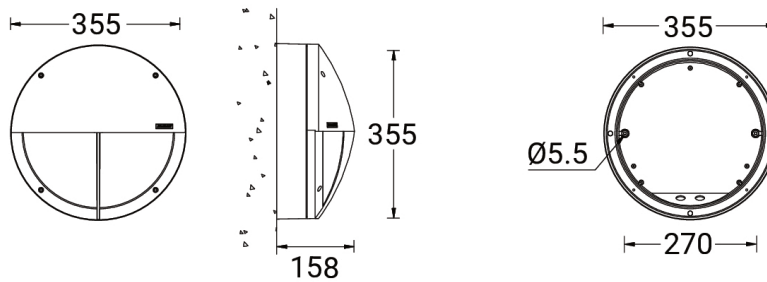


SANDY 10 (SA-31563)


Technical information

Material	Aluminium	Input voltage	220-240 V 50/60 Hz	CIE flux code n°3	91
Light source	192 LED	Optic	G	Dimming type	DALI
Power	28 W	Optic value	109°x114°	Product colours	Black, Dark Grey, White, Matt Silver, Bronze, Concrete - Urban, Softscape - Urban, Stone - Urban, Corten - Urban, Oak - Woodland, Walnut - Woodland, Pine - Woodland
Lumen	1149 lm	CCT / CRI	TW (2700K - 6500K)		
Efficacy	41 lm/W	Bug	B1-U2-G1		
Driver option	Integral control gear	ULR	3.13%		
Driver	Constant current (CC)	ULOR	3.13%	Weight	4.3 kg
				Operating temperature	-20 °C to 40 °C
				Through wiring	Two cable entries for through wiring
				Lens / Reflector / Optic	Opal UV-stabilised polycarbonate diffuser

SA-31563



Accessories



Surface mounting box for easy cabling (SANDY 10)
SCE-SANDY-10