


STEAMER 12 (SE-90031-SU)



Product description

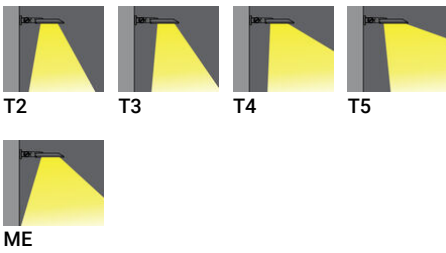
Round - Large




Luminaire Structure

- Two cable entries for through wiring
- Clear toughened glass
- High-efficiency PMMA lens
- Integral control gear


Optic



Product colour



Special finishes upon request



STEAMER 12 (SE-90031-SU)

Technical information

Material	Aluminium	Input voltage	220-240 V 50/60 Hz	Through wiring	Two cable entries for through wiring
Light source	6 x 3 LED	Optic	T2, T3, T4, T5, ME	Lens / Reflector / Optic	Clear toughened glass, High-efficiency PMMA lens
Power	157 W	Optic value	142°x42°, 141°x47°, 95°x84°, 88°x140°, 136°x39°	MacAdam Ellipse	3 SDCM
Lumen	11398 - 15997 lm	Dimming type	On/Off, 1-10V, DALI	Lifetime L90B10 (hours)	> 109,000
Efficacy	73 - 102 lm/W	Product colours	Black, Dark Grey, White, Matt Silver, Bronze, Concrete - Urban, Softscape - Urban, Stone - Urban, Corten - Urban, Oak - Woodland, Walnut - Woodland, Pine - Woodland	Lifetime L80B10 (hours)	> 109,000
Driver option	Integral control gear			Lifetime L80B50 (hours)	> 109,000
Driver	Constant current (CC)	Weight	10.1 kg	Variants (On/Off, 1-10V, DALI)	Compatible with EN/ IEC 60598-2-22: Suitable for emergency installations as central supply, non-maintained (Z0)
		Operating temperature	-20 °C to 50 °C		

SE-90031-SU

